


# SL

## 280-350



### **Produttori automatici di ghiaccio in cubetti - sistema a spruzzo.**

Il cubetto rispecchia tutta la qualità NTF®: è freddo, cristallino e di elevata compattezza.

Perfetti per quei locali con grosse necessità di ghiaccio in ristrette fasce orarie. I cubetti cadono già pronti nel contenitore di raccolta.



### **Automatic ice cubes dispensers - sprayer system.**

The cube reflects absolute NTF® quality: it is cold, crystalline and highly compact. Perfect for places that require large amounts of ice during specific hours of the day. The cubes automatically fall into the collection tray, and are ready for use.


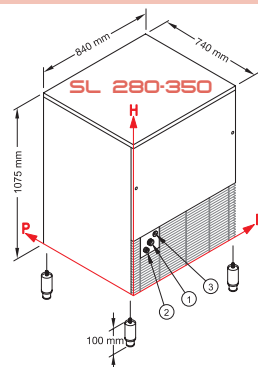
### **Appareils producteurs automatiques de glace en glaçons - système à pulvérisation.**

Le glaçon reflète tout la qualité NTF®: il est froid, cristallin et de très grande compacité. Parfaits pour ces établissements ayant de gros besoins en glace pendant les tranches horaires limitées. Les glaçons tombent déjà prêts dans le bac de récupération.

280-350



# SL 280-350



## SL 280

Descrizione/Description/Description	L	H
<b>1 Ingresso acqua</b> Water inlet/Prise d'eau	141	290
<b>2 Scarico acqua</b> Water Outlet/Sortie d'eau	79	245
<b>3 Connessione elettrica</b> Electrical Connection/Branchement Electrique	186	326

## SL 350

Descrizione/Description/Description	L	H
<b>1 Ingresso acqua</b> Water inlet/Prise d'eau	141	290
<b>2 Scarico acqua</b> Water Outlet/Sortie d'eau	79	245
<b>3 Connessione elettrica</b> Electrical Connection/Branchement Electrique	186	326

## SL 280

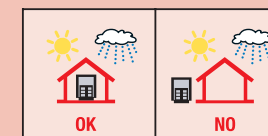
## SL 350

<b>Produzione fino a</b> Production up to Production maximale	<b>Kg 130/24 H</b>	<b>Kg 155/24 H</b>
<b>Condensazione</b> Condensing Condensation	<b>A/W</b>	<b>A/W</b>
<b>Refrigerante</b> Refrigerant Réfrigérant	<b>R 404 A</b>	<b>R 404 A</b>
<b>Entrata acqua</b> Water inlet Arrivée d'eau	<b>ø 3/4"</b>	<b>ø 3/4"</b>
<b>Scarico acqua</b> Drain Evacuation d'eau	<b>ø mm 24</b>	<b>ø mm 24</b>
<b>Peso netto-lordo</b> Net-gross weight Poids net-brut	<b>Kg 113/133</b>	<b>Kg 118/138</b>
<b>Dimensioni con imballo</b> Sizes with packaging Dimension avec emballage	<b>880x785x1245</b>	<b>880x785x1245</b>
<b>Potenza</b> Power Puissance	<b>W 1050</b>	<b>W 1400</b>
<b>Tensione standard</b> Standard voltage Voltage standard	<b>220/240 - 50 - 1</b>	<b>220/240 - 50 - 1</b>
<b>Capacità contenitore</b> Bin capacity Capacité de stockage	<b>Kg 65</b>	<b>Kg 65</b>
<b>Consumo acqua</b> Water consumption Consommation d'eau	<b>I/Kg A=2,8 W=15,3</b>	<b>I/Kg A=2,6 W=13</b>
<b>Tipo di cubetto</b> Kind of cube Type de glaçon	<b>S - M - L</b>	<b>S - M - L</b>

## Condizioni / Conditions / Conditions



Watt + 43°C (230/1/50)



			W / Hz	
Minimum	+10°C	+3°C	-10%	1bar (14psi)
Maximum	+43 °C	+32°C	+10%	6bar (84psi)



**N.T.F. S.R.L.**  
**NUOVE TECNOLOGIE DEL FREDDO**  
 Via dell'Industria 10, scala B  
 20202 Villa Cortese, Milano